



The Woodcrafters

TAURANGA WOODCRAFTER'S CLUB NEWSLETTER

Issue 233

August 2011

Presidents Report;

HONOURING THE GIFT

Our big Annual Show is just a month away.

We have received a most generous gift, in the form of a large space at the His and Hers Home and Leisure Expo. It is important that we honour this gift, by putting on the best exhibition of our work that we possibly can. I believe that we are well on track to do so.

A big Thank you to Peter and our Show Committee, who have everything very well organized. Thanks too to everyone who has volunteered to fill all the jobs and rosters involved. Full details of all the times and places are set out elsewhere in this issue. As we are moving in to new and unfamiliar territory, I do encourage everyone who can, to come to the orientation on Tues 30th Aug. 4-00pm in the upstairs area.

Our meeting with Mayor Stuart Crosby about the future of our Clubrooms, went well. He listened well to our concerns and has instructed the two Council Officers concerned to come up with some proposals for a way ahead. We now have good lines of communication and will keep you all informed of progress.

Two new projects are getting under way: Our Evening Class for Beginners will start next Wednesday, thanks to Roy and his helpers for this initiative. And thanks to Lew for introducing us to the project for making Wig Stands for cancer patients, I hope many of us can help with this.

Our next Club Meeting will be 15th October. The normal September date coincides with the Show, and I look forward to seeing you all there.

Doug St.George 573 8399

In This Issue;

President Report;	page	1
Meeting Report;	page	2-3
What's on	page	4
Group Reports;	pages	5-7
From the editor	page	7
Show Report	page	8
Notice	page	9
Woodworking Tips	Page	10-11
Notice Board	page	12

TWCC Committee;**President;**

Doug St.George 573 8399

Vice President;

Peter Seaton 576 8083

Secretary;

Geoff Warth 579 3637

Treasurer;

Paul Grainger-Allen 07 333 2579

Newsletter Ed.

Selby West 578 8934

Librarian;

Jim Reilly 577 9574

Workshop Mgr.;

Ralph Harding 544 0830

Wood Person;

Mike McCarthy 575 2991

Club Electrician;

Graham Harwood 544 2344

Committee;

Barry Kenworthy 533 3747

Harry Bimler 572 2071

Grant Parker 544 9373

Roy Tregilgas 574 9822

Club Meeting;

3rd Saturday afternoon of each month 1.00pm at our Clubrooms.

Clubrooms;

16 Yatton Street Greerton Tauranga.

Correspondence ;

P.O. Box 9270 Greerton Tauranga

Secretary E-mail;

Geoff Warth; gep@xtra.co.nz

Club Website;

www.taurangawoodcraftersclub.org

Next Meeting;

October 15th.

Group on duty

Group Three, Woodturners.

Demonstration-Speaker;**Committee Meeting;**

The usual business was discussed, Show committee report, and the meeting with the Mayer re- Clubrooms future. The light that Tas had put in to light bookshelves was quite OK, but the Council decided to have a electrician to look at it, and change it. I wonder who pays?

Main Meeting;

There were 32 members and one visitor (Mike Buck) present at this meeting. There were two other visitors (Graeme Coote, and Craig Dean), who had come to the Learners Group this morning but didn't stay for the main meeting.

Peter gave a report on our Show arrangements, and there is a report from Peter elsewhere in this Newsletter.

Doug told us about the meeting with the Mayor and the future of our Clubrooms.

Roy Tregilgas is starting a fortnightly learners Class, commencing next Wednesday night, 6.30 pm at the Club rooms.

There were some members who brought along food items for the Club hamper raffle.

Graeme Martin for the "Bay Event" come along to tell members about the layout of the hall, free passes for members who will be rostered on at the Show etc.

Lauren Tubby suggested that members should make wig stands for Cancer Patients. Lew has already made several of them and had a couple to show us. These need to be finished nicely, as they will be sitting on their dressing table.

Barwick Harding won the Club raffle

Doug St.George did the critique.

Our Guest Speaker; Milan Bacica who is a members of our Club showed photos on Kauri Trees and Kauri Gum. Photos were taken from Matakohe Kauri Museum, Ancient Kauri Kingdom, at Awanui and photos from Nelson Kauri Museum, North of Dargaville.



Milan showed photos of recovering huge Kauri logs dug out of



The Tauranga Woodcrafter's Club is a member of the National Association of Woodworkers

the swamps using excavators to dig around the buried logs, especially made chainsaws with long blades, to be able to cut through the logs, and bulldozers to winch them out. Milan said he used to have a farm just up from where they were recovering these logs, so knows the area well.



Dave Stewart and his crew from Ancient Kauri Kingdom extracted this log in October 1994. The tree lay at a 30 degree angle in the swamp with all the stump and roots having decayed away over time.

The crew firstly tried extracting the tree in one piece, but after snapping 2 winch ropes with a breaking strain of 90 tonnes each, and pulling apart 2 x 2.5 inch shackles, cut a 110 tonne section off, pulling that out first, and the remaining 30 tonne

piece afterwards



A giant Ancient Kauri staircase is the centre piece for the Ancient Kauri Kingdom showroom and retail outlet at our shop and factory at Awanui in far north New Zealand. Carved from a 50 tonne section of one giant swamp kauri log estimated to weigh 140 tonnes it is the largest swamp kauri log ever known to have been extracted, and because of this it was never milled.

Radiocarbon dating confirmed that this tree had been perfectly preserved in the swamp for 45,000 - 50,000 years. Growth rings tell us it had lived 1087 years before it fell more than 45,000 years ago.

It is thought to be the only internal log staircase in the world! if not, definitely the oldest.



Dave conceived the idea to create an internal staircase within this log as a centrepiece for a new shop. In September 1998 a 50 tonne section was cut from the monster log and transported back to the site of the new shop.

A half metre thick reinforced concrete pad was poured, the log stood upright and construction of the new shop commenced over and around it.

The staircase itself took Dave 300 hours to chainsaw out and two other men another 200 hours to finish it.

Swamps preserved Ancient Kauri wood over the millennia.

Buried just below the surface of the ground and preserved in the water of peat swamps, the Ancient Kauri wood has neither petrified nor turned to coal. This underground resting place, sealed from the air, became a perfectly balanced cocoon that preserved the giant trees.

How did the ancient forests become buried?

Thanks Milan for a wonderful presentation.

Photos from the Ancient Kauri Kingdom website.

Selby West



WHATS ON

Participation 2011 23 to 25 September 2011

South Auckland Woodturners Guild YMCA
Camp Adair, Hunua, South Auckland
(limited to first 90 paying participants)

Friday 23 September 7.3am until late

Saturday 23 September 7.30am until late

Sunday 24 September 7.30 to 3pm

This is a designed as a live-in event, but some may commute.

Lathes may be delivered Thursday evening. Don't have a lathe? You can book a Club lathe free of charge. Conditions apply.

Everyone bring some wood-or purchase on the site from the shop and sponsors. Bottomless cups of tea and coffee. Friday lunch BYO. All other meals provided. For further information contact Terry Scott 09 297 7051 or 021 998 493

Waitaki Woodturners Guild
Spin Around

28th- 30th October 2011

Times:

Fri 28th, 12pm to late

Sat 29th, 8-30am to late

Sun 30th, 8-30am to 2pm

Spin Around is held in Waitaki Guild Club Rooms, Oamaru Race coarse SH1 just Nth of township.

Guest Woodturner is Guilio Marcolongo from Australia.

All attendees must be registered.

Details from Ken Newton, e-mail knpnewton@xtra.co.nz

Turnfest in Australia

Turnfest is Australia's largest and longest running woodturning symposium.

Next Event 22nd, 23rd, 24th & 25th March 2012

Register NOW to be part of the 10th Anniversary.

info@turnfest.com

Tauranga Woodcrafters Annual Show.

Friday 16th to Sunday 18th September.

10am to 5pm. To be held at the

HIS & HERS HOME & LEISURE EXPO.

At the new TECT Arena.

Bay Park. Tauranga.

Please note;

**That there is no committee,
or Main meeting in at the
Clubrooms, September, 17th
as that is when the our
Annual Woodcrafters Show
will be held.**

See above.



Group Reports

Group One; Woodcarvers; 2nd Monday

Eight members attended the 8th August meeting.

Mike McCarthy visited and delivered new Club caps and jerseys, and also a copy of the Home Show roster for 16th-18th September. This allowed us to make up our Group roster, which will provide for at least two members at the Show at all times - one carving and one attending to the Carvers display table.

We have a Group meeting (12th September) before the Home Show, and will finalize details of setting up on Thursday 15th and a cash float to accommodate the sales of the items table.

Note that setting-up time on Thursday 15th September, is 12 noon-6pm.

Ken Hawkeswood Ph. 5780074

Group Two; Woodturners; 2nd Tuesday afternoon 1.30pm

Group Two met at the Clubrooms on Tuesday, 9th August 2011 with a very good attendance of group members. We all enjoyed the afternoon meeting with Milan Bacica telling us about the days of the hard working gum diggers and the types of environment that they had to work. Thanks Milan for taking the time to gather together in film to help show us exactly what he was saying. Milan is a great speaker and having worked with the gum diggers, knew exactly what he was talking about, and lived in the same area. We look forward to viewing some more, when Milan as our guest speaker for Group Two at our Club Monthly Meeting on Saturday, 20th August 2011, as we are on duty for that day. Many thanks again to Milan Bacica. We discussed the Club Show that is only about 5 weeks away now.

We met again at the Clubrooms on Tuesday, 13th September 2011, 3 days before the Annual Show commencing, for the three days, Friday, Saturday, and Sunday, 16th, 17th, and 18th September.

Seth Douglas Ph. 576 5815

Group Three; Woodturners; 1st Saturday 9.30am

Group Three met at the Clubrooms on Saturday 6th August 2011. We managed to solve the world problems and hopefully, happened to solve any problems that could occur at the Clubs Show to be held over the 3 days of 16th, 17th, and 18th of September, 2011. Roy Tregilgas and Peter Seaton have been keeping us up to date as to what the committee have been arranging. By the sounds of it they are doing a grand job of organizing. The venue is new to us and it certainly would be something different in the planning.

We meet again at the Clubrooms on Saturday, 3rd September, 2011 with only a fortnight left before the Club Show.

Seth Douglas for Jim Reilly 577 9574

Group Four; Woodturners; 1st Tuesday



It was Harry Bimler's turn this month to entertain us for the afternoon. Fourteen members met at David McKibbin's workshop in Marsh Street on Tuesday the 2nd. David describes himself as a model maker and furniture restorer and he will make furniture to order and specialises in reproducing antique furniture to one fifth normal size. David was not able to be present but Mrs McKibbin showed us through and answered questions for us.




Pride of place went to two magnificent model houses approximately 1m high by 1.2m long. Two unusually shaped cabinets took the eye as did two yachts and a sailing ship in a bottle. We will be seeing more of David's work at the show at Bay-park next month.



Then it was back to Harry's place to view his growing array of woodwork and of course his fantastic animal trophies. As a keen hunter all his life Harry took the opportunity to show a film on the effects of 1080 poison on domestic as well as noxious animals. A real eye-opener for sure!

Then we enjoyed a cuppa and hot saveloys or were they cheerio's? Went down a treat anyway, Harry - many thanks! Our trusty leader, Mike had fallen foul of the dreaded 'flu so was unable to attend but Mike we have fourteen more small bowls to add to your collection for the show.



Sent in by Morry Lawton.

The next Group meeting will be held on Tuesday 6th September.

Mike Harold Ph. 575 0767

-

Group Five; Scrollsaw and Intarsia; 1st Wednesday

Ten of us met at the clubrooms on the 3rd of August. Rob and Max had brought along work to be sanded on the belt sander, Barry helped a visitor from one of the other club groups make some wheels for a locomotive (I think that was what it was). Jacob had brought along some work for Arthur to cut out. The others continued working on their various projects, with Lew (our kitchen hand) and some of the others helping Rob remove the patterns off his clock parts. During the morning two members of the Tauranga City Council staff called in to have another look at the building. More discussion was held on the group's participation over the weekend of the Exhibition and Sale at the His and Hers Home and Leisure Expo, with particular thought given to how to organise the demonstrations as most of our competent scrollers also have stalls to man.

Our next group meeting will be held on Wednesday 7th September commencing at 9.30am.

Lauren Tubby

Ph. 572 0104

Group Six; Toy making Group; 2nd Saturday

The show is less than a couple of weeks away now and our toy stocks for this is really growing, a big thanks to every one that has contributed. A special thanks goes to Margaret Griffith, she made the bedding for the dolls cots consisting of a mattress, pillow and cover for each of eight cots, they are beautiful and your efforts are greatly appreciated. A mention must also go to Mike Harold who is not in the best of health at the moment, and has recently had two stints in hospital, but still battles on to make toys for the Show. Good on you Mike. Our group is looking forward to the Show to see how the toys are received by the public and how well they sell. We have priced them at less than they are really worth as we want them to sell, as it is better to get a reasonable amount rather than no sales.

If anyone has any thing else to contribute, please drop off to the toy group meeting on the second Sat of Sept, thanks.

Next meeting is Sat 10th Sept at 9-30am

Roy Tregilgas Ph. 574 9822

***B*eginners Group 3rd Saturday**

The nature of this group is changing. There is always some activity going on. This month we had one newcomer trying his hand on a lathe, another in a wheelchair having a look to see what we have to offer. A couple of others were happily working at their own projects, taking advantage of both the club equipment and the availability of a bit of advice. It is always good to see things happening and the club's gear being used.

Doug St.George 573 8399



From Your Editor;

Hello woodcrafter's,

I hope you have checked your members list to see if your details are correct. So far some members have found that their details are "*not correct*" and I have since corrected them for the next time the list is sent out.

The correction so far are;

Doug St. George's phone number; **573 8399** not 575 8399

Peter Steward's Wife name is **Joan** not Ruth

Geoff Wrath's Wife name is **Pat** not Gill

Grant Parker's address is **361** not 316

If you can correct these on your sheets they will be up to date until the next one is printed

If you were a member last year and are still getting this Newsletter by e-mail, and your name is not on the members list, you are not a paid-up member.

Selby West

Selby@actrix.gen.nz

Exhibition at TECT ARENA Bay Park

Not long to go before our exhibition. It will be an exciting time for our Club and it was good having Graeme Martin the Managing Director of Bay Events, at our meeting to answer all our questions

The following are the main points raised

1 **Tuesday 30th August** We recommend that you attend the orienteering afternoon at TECT ARENA upstairs between 4pm and 5pm

2 **Friday 9th September** 9am at the club rooms. We need some volunteers to help assemble and put the road signs out.

3 **Wednesday 14 September - Club and Members tables.**

The Club Table The proceeds from the sales off the club table go to the club. Members can donate goods to this table. Please price the items

The Members table Members who have only a few items, and have not got a stall of their own, can put their items on this table. All items need to be named and priced and all proceeds go to the club member.

Anyone can place an item on this table for display purposes only.

Please put any items for the club /members tables on the side cupboard at the club rooms.

4 **Wednesday 14 September** If anyone has items for our raffle could you please leave them at the club rooms under the Tool rack or give them to Harry.

5 **Thursday 15th September** Stall holders please do not come before **mid day** to set up your stall, as your site **will not** be available to you before then. The tables cannot be collected until 9am, and then our whole site has to be set out.

Unfortunately we can't drive onto our site on the Thursday as the walls will already be erected .Any very heavy single items can be delivered on the Wednesday.

6 **Please note the change**. All passes will be given to Peter by Bay Events. If we are issued with them soon enough we can give them out at our monthly group meetings otherwise they can be picked up from Peter or on Thursday 15th September at the expo.

You will need the passes for Friday.

7 **Clubs money floats** are handled by Paul and Merv. Please see them direct if you have any questions.

8 **Groups that are demonstrating** are to collect and return all items they require for their demonstrations.

9 If you have any question please give me a ring or one of the Show committee members.

Thanks

Peter Seaton

CHRISTMAS TOYS

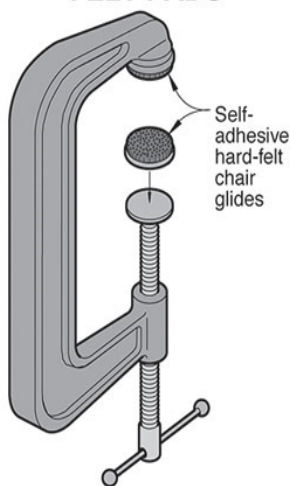
There seems to be a view that the **"Toymakers Group"** will manufacture all the toys we produce for the youngsters at Christmas, and give to the Salvation Army to distribute. This is not correct, it is a Huge task and very unfair - **Toys For Christmas** is a Club effort, so everyone should be participating. We do **"beat the drum"** over this.

When making little puzzles as toys, don't forget to enclose the instructions for them, not how to solve them, just what it is all about. The same applies to simple games, youngsters today don't know about noughts and crosses and the likes.

So if you haven't started your toys, now is the time.

Jim Reilly

FELT PADS

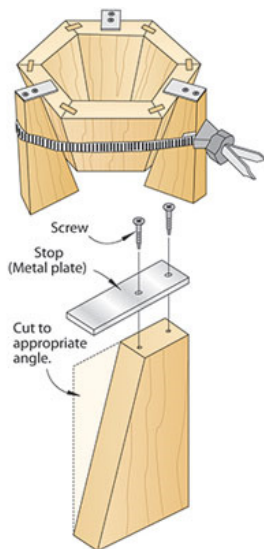


Two ways to prevent clamp marks

Felt pads

I always worry about marring the wood with my clamps during dry assembly or glue-up of a project. Rather than buying the costly custom pads available for most clamps, I purchased some hard-felt chair glides. They have self-adhesive backing and come in various sizes and shapes, so it's easy to find some that are just the right size for your clamps.

-- *Sonny Rains, Carbondale, Colo.*



Clamp sloped sides with tapered blocks

I always had a tough time clamping a tapered project until I devised these tapered clamping blocks. To make the blocks, I cut a few 3/4" Scrapwood blocks 2" wide and about 1" longer than the height of the item to be clamped. (Sometimes I need one per side, although one for every other side works for the splined joints in the glue-up shown.) I rip an angle on one edge of each block to match the slope on the side of my project. Next, I attach a stop of Scrapwood or sheet metal to the narrow end of each block. After dry-fitting the clamping setup, I glue and clamp the project as shown at right.

-- *Eugene Cockeram, Florence, Ore*

Woodworking Tips



Dowel Storage Rack

Like many woodworkers, I keep several different size dowels on hand. To provide easy access to the one I need, I made a simple storage rack.

The rack consists of three pieces of PVC pipe that "stair-step" up in height (10", 22", and 34" in my case), see photo. If a dowel is too short to stick out the top of a pipe, it's still visible through a "window" opening in front.

When cutting this opening on the a bandsaw, it's a good idea to clamp the pipe to a board to keep it from rolling.

Norman Crowfoot
Tucson, Arizona

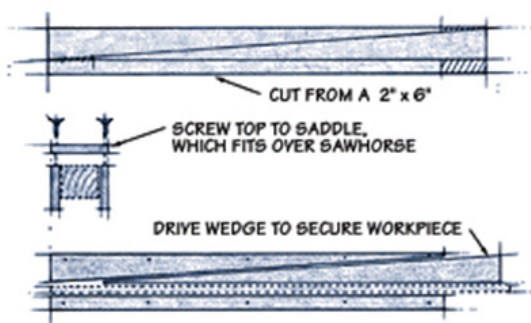
Driving Screws in MDF



When installing woodscrews in the edge of manufactured materials like MDF, it's all too easy to split the sides of a workpiece — even if you drill a pilot hole first. To prevent this, I support the sides by clamping an ordinary hand-screw across the workpiece.

Walter Peachey

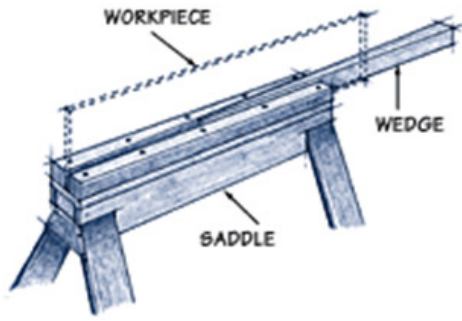
Edge Clamping on Your Sawhorse



At every step in a woodworking project, it seems that I have to somehow secure a board. With conventional clamps, this becomes quite time consuming. So I came up with this quick and easy way to clamp wood to a sawhorse.

The concept centres around a long, tapered wedge running the full length of my sawhorse. One side of the sawhorse frame is counter-tapered, so that the two pieces fit together.

Now when I set a piece of stock on edge in the sawhorse, a quick tap on the wedge with a mallet will secure it.



Another tap from underneath the wedge, and the wood is free.

Ivan C. Risley

Overland Park, KS Port Moody, B.C.

Straight and Tapered Plug Cutters

Basically, there are two types of plug cutters. One cuts a plug with straight sides. And the other creates a gradual taper on the sides of the plug, see photos.

Straight Plug Cutters



Most of the time, a straight plug cutter produces a plug with a consistent diameter, so you get a pretty good fit. But if there's any run out in the drill press, the plug will vary in size. This can create a gap when you tap the plug in the hole.

Tapered Plug Cutters



A tapered plug cutter solves this problem. As its name implies, it cuts a plug with tapered sides. So even if there's a bit of run out in the drill press, the tapered sides allow the plug to wedge tightly in the hole.

In addition, a tapered plug cutter creates more of a shearing cut than a straight plug cutter. Because of this, there's very little chip out on the sides of the plug, so you don't end up with a gap around the plug.

THE TAURANGA SENIORNET CLUB

Where Seniors learn Computing from other Seniors

Where are we?

Our Learning Centre is at Unit 70, Historic Village, 17th Avenue, Tauranga. That's just uphill from the now-closed Wickham School. We have our own drive-in entrance. Turn right once through the gateway and then park.

Quality Woodworking Tools Ltd

3/11 Amohia Street, Kapiti Lights
Paraparaumu 5032 Phone 04 297 0976

Dave Hardy runs a small dedicated Woodworking Tool store in Paraparaumu, specialising in good quality hand and power tools, and has recently become the New Zealand importer of Ashley Iles

For Sale

Log seal (the new name for Mobil CER)

\$5.50 per litre

Robert Thomson Ph. 576 3960

For Sale

"New Zealand Greenstone"

cut-offs

These small pieces of cut-offs are ideal for resin in-lay work

1/2lb bags \$25.00

Grant

Ph. 07 544 9373



Turning Tools Ltd
Specialists in tools for wood turning
Ian Fish
09 4181312
027 2848815
ipfish@xtra.co.nz
www.turningtools.co.nz

As Ian Fish has sold his agency for the Woodcut, Teknatool and Munro Tools Ltd to Carba-Tec, the above advert no longer applies. I have e-mailed Carba-Tec and they want continue to advertise in our Newsletter, but with a completely new advert, which I will put into the Newsletter when I receive it.

Selby West

Club/Guild Newsletters;

This Club/ Guild aims to assist members to improve their woodworking skills. Not all such activities occur in our Club premises, and some activities or events are promoted through this Newsletter and others directly to members in some other ways, but they are still Club/Guild activities, please support them. These activities may include personal and group tuition of members by other members (we all try to help one another for the benefit of the Club/Guild in this way) sessions in member's workshops, wood-gathering, events promoting our activities to members of the public, and other such